


Industrial Equipment

Industrial Strength Cleaning Solutions



Sweepers
Scrubbers
Sweeper-Scrubbers
Wet/Dry Tank Vacuums

Smart cleaning.

A Nilfisk-Advance Brand






An Advance Sweeper for Dust-Free Sweeping

Available in walk-behind and rider models, Advance sweepers prove to be effective in a wide variety of applications and floor surfaces. With sweeping paths ranging from 26 inches (66 cm) to 77 inches (196 cm), there is an Advance sweeper available to fit most applications. The smaller walk-behind sweepers are ideal for getting around warehouse shelving. The ruggedness of the larger rider sweepers make them the perfect solution for indoor or outdoor use and can handle the most extreme applications.

Featuring tools-free maintenance and easy adjustment with operator-friendly controls, product innovations include onboard battery chargers, enhanced dust control filtration, and maintenance-free gel batteries. Propane, gasoline and diesel versions of the larger sweepers are also available. Keeping facilities clean is easy and cost effective with any of the Advance sweepers.



Terra® 26M

Walk-Behind Push Sweeper

- 26 inch sweep path
- Manually operated
- Tools-free adjustable side brooms
- Tools-free adjustable rear main broom
- Dual caster wheels operate in the "clean path" behind side brooms
- Variable handle height
- Handle folds down



SW900™

Walk-Behind Sweepers

- 41 inch sweep path
- Dual side brooms
- Direct throw sweeper design
- Superior dust control
- Battery operated with up to 4 hours of run-time on a single charge
- Standard onboard battery charger
- Tools-free removable brooms and hopper
- Rugged construction for carpet or hard floor applications



Terra® 28B

Walk-Behind Sweeper

- 28 inch sweep path
- Maintenance free gel battery standard
- Quiet operation at 59 dB A
- Standard onboard battery charger
- Tools-free removable brooms and hopper
- Rugged, corrosion resistant polyethylene hopper



Terra® 4300B

Rider Sweepers

- 46 inch sweep path, battery operated
- Simple, ergonomic and intuitive operator interface
- 20% gradeability while sweeping
- Rugged construction for carpet or hard floor applications

Advance SW8000™ Superior Dust Control and Productivity...

The Advance SW8000™ is unsurpassed in indoor and outdoor power sweeping. A 50 inch main broom – the widest in this sweeper class – combined with full time dust controlled dual side brooms*, creates an incredible 77 inch sweep path.

On conventional rider sweepers, dust is controlled at the main broom only. The side brooms, the biggest source of dust, must be raised in open areas when fugitive dust is a concern. The SW8000 is not a conventional machine. The innovative DustClear™ Five Stage Dust Control System allows for full time use of the dual side brooms by controlling dust along the entire sweep path – including the side brooms. Productivity is then increased by over 70% compared with conventional sweepers that control dust only at the main broom.

With superior dust control, innovative safety features, low maintenance costs, and ease of operation, the Advance SW8000 takes power sweeping to the next level.

MaxAccess™ – Minimizes downtime and maximizes efficiency, reliability and longevity through quick and easy access to all engine and hydraulic components.

Easy To Operate – One-Touch™ controls and a single foot pedal controls direction plus activates the brooms and dust control system and offers the operator the easiest machine to use in the industry.

Clear-View™ – Offset hopper allows the operator to view the side broom and the area in front of the sweeper without having to lean outside the frame of the machine making it safer and more comfortable to use.

Operator Safety – Hopper safety arm is controlled from the operator's compartment. Operator is safe from moving parts through the interlocking engine cover. Impact-adsorbing roto-molded body structure and 5 mph bumper provides the ultimate in operator safety.



SW4000™

Rider Sweepers

- 49 inch sweep path, battery operated
- One-Touch™ sweeping controls
- Optional DustGuard™ side broom dust suppression system
- MaxAccess™
- Liberator™ multi-frequency filter shaker
- High dump debris hopper
- Front-wheel powered and steered drive wheel provides superior maneuverability
- Standard dual side brooms
- Safe, Clear-View™ design



Proterra™

Rider Sweepers

- 51 inch single side broom sweeping path, or 64 inch dual side brooms sweeping path
- DustGuard™ "fog" suppresses dust at side brooms
- MaxAccess™
- Safe, Clear-View™ design
- Analog-logic™ Sweep System Activation
- Power Steering
- Impact Absorbing, Rust-proof Body Structure
- Hopper Safety Arm Engaged from Operator's Compartment
- Large Comfort Ride Shock Absorbing Pneumatic Tires
- Independent ETL Safety Test and Label
- Liberator™ Variable Frequency Filter Shaker

Granterra™

Rider Sweepers

- 66 inch single side broom sweeping path, or 78 inch dual side brooms sweeping path
- Heavy-duty all steel construction for total machine protection
- Oversize tires provide a comfortable ride even over the roughest terrain
- Holds 27 cu ft of 4x4s, 2 liter bottles, sand, gravel, paper and more
- Available in gas, L.P. and diesel
- Designed for severe environments



SW8000™

Rider Sweepers

- 65 inch single side broom sweeping path, or 77 inch dual side brooms sweeping path
- Kubota® engine provides quiet and smooth operation, superior reliability with enclosed gear driven valve train, reduced maintenance costs – no timing belts or chains, and have a global service network
- DustGuard™ suppresses side broom generated dust allowing continuous use
- MaxAccess™
- Safe, Clear-View™ design
- Structural roto-mold hopper with integrated bumper
- One-Touch™ sweeping
- Foot pedal controls automated sweeping start/stop function
- Power steering
- Impact absorbing body structure
- Interlocking service covers
- Hopper Safety Arm Engaged from Operator's Compartment
- Large Comfort Ride shock absorbing tires
- Independent ETL safety test and label
- Ultra-Web® dust filter for near H.E.P.A. dust control





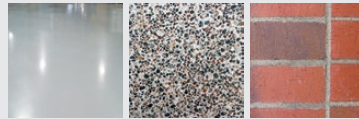
Advance Scrubbers Drive Innovation

Advance produces the most comprehensive line of scrubbers in the world. For over 30 years, Advance has supplied the industry with the toughest and most innovative machines that are built for hours of daily use in the harshest environments. These scrubbers are available in walk-behind, stand-on and rider platforms, and offer a solution for a variety of applications on many different floor surfaces. With innovative features such as no-tools interchangeable scrub decks, onboard battery chargers, programmable operator controls, machine self-diagnosis, and countless ergonomic and safety features, Advance continues to set the standard for reliability, productivity, and ease of use.

Available in various cleaning path sizes, from 20 inches (50.8 cm) to 62 inches (157.5 cm), it takes just one pass for Advance scrubbers to leave floors clean, dry, and ready for traffic. With a variety of sizes, battery options, squeegees and brushes available, Advance has a scrubber to meet your needs.

ecoflex™ system

Several Advance scrubbers are available with EcoFlex™ System which gives operators the flexibility to match the machine's performance to the soil content on the floor – just enough to get the job done. For high-traffic or heavily soiled areas, the EcoFlex System includes a unique “burst of power” feature that temporarily increases the detergent strength, solution flow and brush pressure for deep scrubbing. This eliminates the need for double scrubbing or using a second machine for tough to clean areas.



ecoflex™ system

Adfinity™ X20D & X20C available with EcoFlex™ System

Walk-Behind Scrubbers

- 20 inch disc or cylindrical scrub paths
- 14.5 gallon solution and recovery tanks
- Smart Solutions™ Flow Rate
- EcoFlex™ Onboard Detergent Dispensing System standard
- Onboard Battery Charger
- Tools-free removal of squeegee and squeegee blades
- Tools-free brush removal



ecoflex™ system

SC750™ & SC800™ available with EcoFlex™ System

Walk-Behind Scrubbers

- Available in 26, 28 and 34 inch disc and 28 and 32 inch cylindrical scrub paths
- SC800 available in ST models
- Smart Solutions™ available on all models
- EcoFlex™ System available on SC800 models
- Green cleaning and high productivity technology
- SC750 with 21 gallon (80 L) solution and recovery tanks
- SC800 with 25 gallon (95 L) solution and recovery tanks
- Self adjusting skirt on disc machines
- Heavy duty scrubbing performance



SC1500™ Disc

Stand-On Scrubbers

- 20 inch disc scrub path
- Extremely maneuverable and compact
- Productivity of a rider scrubber and cost-efficiency of a walk-behind scrubber
- EcoFlex™ System standard
- Two scrub pressures up to 88 lb
- Quiet mode for daytime cleaning
- 12 gallon solution tank
- 12.5 gallon recovery tank
- Debris catch cage standard
- Onboard charger standard

ecoflex™ system



ecoflex™ system

Warrior™ available with EcoFlex™ System

Walk-Behind Scrubbers

- Available in 28 and 32 inch disc or cylindrical scrub paths
- Optional EcoFlex™ System reduces environmental impact and detergent costs
- 30 gallon solution and recovery tanks
- Tools-free interchangeable scrub decks
- Safe and ergonomic paddle control

Advance SC8000™ Offers Productivity, Innovation, Safety and Ease of Use in an Optimized Design

The Advance SC8000™ rider scrubber is the definition of innovative and optimized design. This maneuverable front steer scrubber houses the widest cylindrical scrub deck in its class. This deck's dual counter-rotating cylindrical brushes are capable of sweeping and scrubbing in a single pass. DustGuard™ suppresses and controls dust using a "fog" at the side broom. Using Advance's One-Touch™, the entire scrub system is activated simply by the press of a button.

Four different cleaning systems allow you to customize the scrubber to your facility's needs. Cleaning paths up to 67 inches are available on the SC8000. This coupled with the efficiently packaged 100 gallon solution tank delivers the capability of cleaning up to 100,000 square feet per tankful under normal scrubbing speeds.

With Advance EcoFlex™ Onboard Detergent Dispensing System, productivity and chemical savings are maximized. When it comes time for maintenance, MaxAccess™ allows a user to access all major systems simply and quickly without the use of tools, including the best-in-class LP bottle exchange.

The Advance SC8000's design has set the bar in productivity, serviceability, safety, and ease of use.



SC8000™ available with EcoFlex™ System

Rider Scrubbers

- Industrial cylindrical scrubber (48 inch), with side scrub (60 inch), dual side sweep (62 inch)
- Kubota® engine provides quiet and smooth operation, superior reliability with enclosed gear driven valve train, reduced maintenance costs – no timing belts or chains, and have a global service network
- Tools-free removable squeegee, brushes and blades
- One-touch™ functionality
- Ergonomic cockpit and controls
- Large 100 gallon solution and recovery tanks
- Touch-pad LEDs on operator panel
- 2 inch wide drain hose
- Heavy-duty steel front bumper
- Large poly debris hopper
- Simple and intuitive controls
- Adjustable seat and tilt steering wheel
- Clear-View™
- MaxAccess to engine and hydraulics
- Tip out / lift off recovery tank

Adgressor® & Adgressor® with EcoFlex™ System

Rider Scrubbers

- Available in 28, 32, 35 or 38 inch scrub paths
- Optional EcoFlex™ System reduces environmental impact and detergent costs
- Safe, Clear-View™ design
- Rugged design with heavy gauge steel chassis and metal bumper
- Easy to clean recovery tank
- Disc or cylindrical brush decks
- Battery watering system standard on EcoFlex™ System models



Condor™ & Condor™ with EcoFlex™ System

Rider Scrubbers

- Available in 40, 45 or 48 inch disc or cylindrical scrub paths
- Optional EcoFlex™ System reduces environmental impact and detergent costs
- Safe, Clear-View™ design
- UltraFlow™ squeegee system with 100% water recovery leaves floor dry
- One-Touch™ control panel for all scrub functions
- 70 gallon solution and recovery tank
- Steel side skirts with Tools-free adjustment and replacement
- EasyFlow™ drain hose allows operators control of water flow when dumping recovery tank
- Tip-out/Lift-off modular recovery tank
- Battery roll-out maximizes productivity

Sweeper-Scrubbers



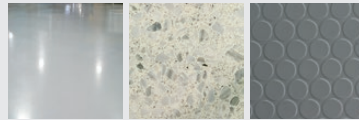
Advance Automatic Sweeper-Scrubbers Drive Innovation

The Advance line of sweeper-scrubbers offers an industrial strength solution with unequalled power and maneuverability. These rugged sweeper-scrubbers provide aggressive scrubbing and dust-free sweeping for one-pass, large-area, industrial cleaning. By performing two cleaning tasks in one pass, productivity is significantly increased. With a variety of battery and engine options, the Advance sweeper-scrubbers have raised the standards of industrial floor cleaning.

The Advance CS7000 is an all-terrain cleaning machine that functions equally well as a stand alone sweeper, a stand alone scrubber, or a high productivity combination sweeper-scrubber. The CS7000 features best in class specifications and performance making it the best sweeper-scrubber available.

ecoflex™ system

Optional EcoFlex™ System puts multiple cleaning modes at your fingertips, making it the most efficient single-machine solution for every surface and cleaning requirement in your facility.



7765

Rider Sweeper-Scrubbers

- 54 inch scrub path scrubs up to 70,000 sq ft per hour
- Tilt-out recovery tank makes clean-up fast and easy
- 600 lb of downward scrub brush pressure cleans even the most deeply embedded grime
- Patented Accu-Track™ squeegee system provides a dry floor even on the tightest turns
- Stainless steel solution and recovery tanks are functional in any environment
- Designed for severe environments

CS7000 Hybrid & Battery Drive Combination Sweeper-Scrubbers

GREENER. CLEANER. SMARTER.

The industry's first Hybrid and ePower™ Drive Combination Sweeper-Scrubbers slash your total cost of ownership. The new green class of industrial cleaning technology has arrived.

In a single broad stroke, the Advance CS7000 Combination Sweeper-Scrubber reinvents an entire class of equipment by reducing total cost of ownership — including operation, labor and maintenance, while effectively doubling fuel economy and runtime efficiency. Now, the most economical solution is also the most ecological.

Available in three models, LPG-Hybrid, Diesel-Hybrid and ePower™ Battery, the CS7000 delivers unparalleled performance, while replacing power-hungry, high-maintenance hydraulic systems with efficient, state-of-the-art Electric Drive technology. Whichever model you choose, the CS7000 delivers the lowest cost of ownership and the most sustainable cleaning solution in its class.

Compared to competitive dual cylindrical sweeper-scrubber designs, the CS7000 utilizes a cylindrical sweeping system and a separate disc scrubbing system. Dedicated sweeping and scrubbing functions with one-pass cleaning power keep dry debris dry without introducing scrub solution into the debris hopper. This provides operators and equipment owners with increased productivity and reduced maintenance.

The CS7000 dispels the complexity and high maintenance of hydraulic systems that power conventional sweeper-scrubbers. Hydraulic drives have been replaced with an intelligent system of electronically-controlled, low-maintenance electric drives. This technology shift alone will save the average owner thousands of dollars in reduced maintenance costs.



ecoFlex™ system

CS7000

Rider Sweeper-Scrubbers

- 61 inch sweep path
- 48 inch scrub path w/pivoting deck
- High efficiency electric drive systems
- High-capacity 75 gallon solution and recovery tanks
- Hybrid (LP or diesel) or ePower (battery) configurations
- Dedicated dry sweep and wet scrub systems
- Optional EcoFlex™ System green cleaning technology
- High-capacity Donaldson PowerCore® UltraWeb® nanofiber synthetic media filter with MERV 13 rating
- Intuitive controls with One-Touch™ operation
- IP55-rated electric motors
- Breakaway squeegee
- Ergonomic operator compartment
- Rear wheel steer
- Tilt-out recovery tank

ePower™ BATTERY EXTENDS RUNTIME BY 64%

Competition

e POWER CS7000

0.....1.....2.....3.....4.....5
Single charge runtime (in hours)

HYBRID TECHNOLOGY DOUBLES FUEL EFFICIENCY

Competition

HYBRID CS7000

.....
Relative operational runtime (on identical fuel)

Optional Accessories



Advance Options Give You A Custom Fit

No two facilities or cleaning applications are exactly alike. That's why Advance offers a wide assortment of options and accessories to customize the fit of the product to your application. We have the right accessories for your cleaning needs, whether your facility is a distribution center, manufacturer of engine parts or houses 4,000 parked cars on any given day. We also have optional accessories that make cleaning safer and that help to protect your machine investment. For example, you can select accessories that help operators stay protected and securely seated while operating the machine. We even have options that can help you improve productivity. With Advance optional accessories, you can get a customized product for most any cleaning environment that helps facilitate safe operation and increased productivity.*



Comfort and Productivity Optional Accessories

- Headlight kit
- Turn signal kit
- Hindsight camera
- Backup alarm
- Foam filled or solid tires to prevent flats
- Suspension seat
- Litter vac
- Off aisle vacuum wand
- Extended scrub options (recycling systems)
- Cab with AC and heater
- Spray and vacuum tool
- Pre-sweep options
- Battery exchange / roll-out systems
- EcoFlex™ System
- DustGuard™



Machine and Operator Protection Optional Accessories

- Safety beacon
- Overhead guard
- Seatbelt
- Tower bumpers
- Hopper thermal sensor
- Fire extinguisher
- Side broom guards
- Engine air filter clog indicator
- Safety beacon




Advance Offers Nilfisk Genuine OEM Parts to Customize & Keep Productivity High

Advance has a full assortment of brooms, brushes and pad holders that are designed for Advance equipment. Our brooms are spin-balanced and manufactured for bristle or wire retention in light cleaning environments to heavy industrial cleaning environments. They are designed for long life, the best long-range value and are the quality you expect from Nilfisk Genuine OEM Parts. Plus, we inventory most parts for same day delivery.

Squeegees designed for Advance scrubbers, wet/dry vacuums and hard floor kits out-perform any competitive substitutes. They are performance-matched, designed for long life and are the best long-range value for your products. Whatever your application, we have a squeegee that can do the job.

Outfit your cleaning equipment with high quality Advance brooms, brushes, pad holders or squeegees for a custom fit that meets your cleaning needs and maximizes equipment productivity.



Sweeper and Sweeper-Scrubber Wear Parts

- Main broom options
- Side broom options
- Dust filters
- Brushes
- Squeegees



Scrubber and Sweeper-Scrubber Wear Parts

- Scarifying kits
- Brush options for any application
- Squeegee options for any application




Wet/Dry Tank Vacuums



Wet/Dry Tank Vacuums Get the Job Done

Known throughout the industry for rugged reliability, versatile Sprite® 16 vacuums excel in wet and dry applications. For powerful, simple, quiet and efficient cleaning, put the Sprite 16 to work on your floors. Sprite models feature a clear cover to allow workers to see the water and chemical level in the tank.

The Advance Sprite® 16 Pro features a stripper dispensing tool and is designed to reduce the time it takes to strip floors. You get higher productivity, less mess, more even application, decreased operator fatigue and increased safety, with the Sprite 16 Pro. Designed for floor stripping applications, the Sprite 16 Pro adds the ultimate stripping tool to the versatile features of the Sprite 16, allowing users to efficiently lay down and then pick up stripper solution.



Sprite® 16 & Sprite® 16 Pro

Wet/Dry Tank Vacuums

- 16 gal tank capacity
- 24 inch front mount squeegee standard, S-WAND tools purchased separately
- Sprite Pro model features stripper dispensing assembly
- 970 Watt, 2 stage motor, waterlift 88 inch, 91 CFM, 73 dB A
- Empty by tip-and-pour or front drain hose, 50 foot grounded power cord
- Removable tank for easy cleaning
- Clear dome
- Detachable cord



Whether developing new equipment, enhancing existing equipment or creating service and maintenance programs, we approach all aspects of development using Advance Total Clean® Technology.

Total Clean® Technology, exclusively from Advance, is an all-encompassing design approach that links the process of designing equipment that cleans better with equipment design that is easier to clean and maintain. The result is a reduced cost of ownership and increased productivity that drives down the cost to clean.

Nilfisk *Genuine OEM Parts*

Keeping your equipment working effectively is essential for superior cleaning. Advance provides manufacturing parts and components through Nilfisk Genuine OEM Parts to help keep your Advance products working at peak performance. OEM parts are designed and built for our machines so they can be counted on to maintain our machines. They are value priced and quality built. By choosing Nilfisk Genuine OEM Parts, you can be certain you're getting the quality part you need for your machine.

Sustainability

Advance's fundamental attitude to the working environment and pollution is in accordance with the first principle of the United Nations conference declaration on Environment and Development (Rio, 1992):

"People are entitled to a healthy and productive life in harmony with nature."

Our environmental policy states, among other things:

- the employees shall have a safe, healthy, motivating and inspiring working environment
- the utilization of resources shall be continuously improved
- our production must be controlled, including development, sourcing and deliveries, in order to minimize environmental impact

We actively participate in manufacturing practices that are environmentally friendly, including:

- recycling and reuse of our rotomold plastic, giving it new use as battery tray housing
- recycling of all metals, aluminum, cardboard and batteries
- efficient lighting in our corporate and manufacturing facilities that use less electricity
- equipment design technology that minimizes the amount of water needed to clean



Advance products are manufactured by Nilfisk-Advance Inc., the world's largest designer and manufacturer of high quality commercial and industrial floor maintenance equipment.

Quality

A quality approach to cleaning is the commitment we make to every one of our customers. Along with each machine comes pride, craftsmanship, innovative technology, professional expertise and an international network of parts, maintenance and service support professionals.

Reducing the Cost to Clean

Every aspect of our business revolves around creating cleaning solutions that generate superior cleaning results, increased productivity and reduces the cost of ownership. The result is superior cleaning products that drive down the total cost of cleaning. The pride we take in production and service will become your pride of ownership when you buy Advance equipment.

At Advance, we are creating Industrial Strength Cleaning Solutions.

14600 21st Avenue North
Plymouth, MN 55447-3408
www.advance-us.com
Phone 800-214-7700
Fax 800-989-6566

240 Superior Boulevard
Mississauga, Ontario, Canada L5T 2L2
www.nilfisk-advance.ca
Phone 800-668-8400
Fax 800-263-5111

Ask about our leasing options.

©2014 Nilfisk-Advance, Inc. Form L1619A 1-8-14



A Nilfisk-Advance Brand

www.advance-us.com/industrial